

RANGEHOOD

PRE-INSTALLATION GUIDE

Diagram 1:
RANGEHOOD
EXIT

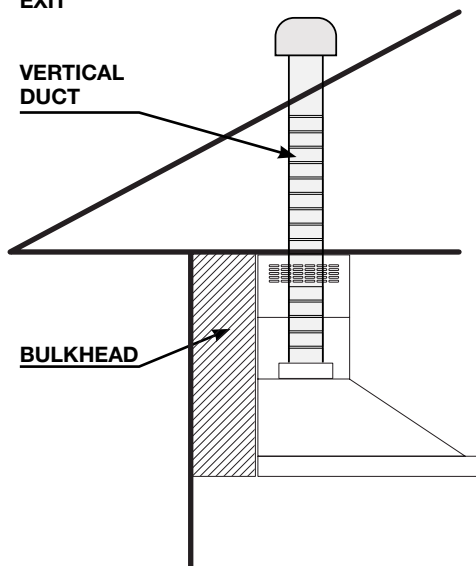
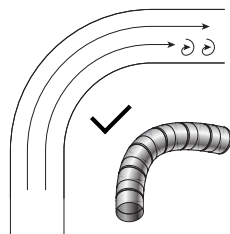
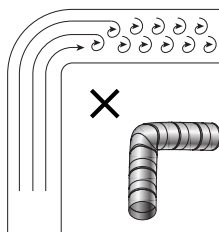


Diagram 2:
DUCT BENDS



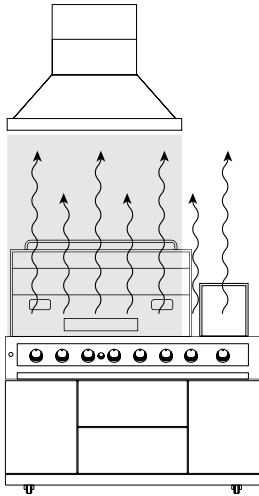
BEFORE INSTALLING

Please consider the following important items before commencing to install the rangehood:

1. The rangehood must be ducted to an external exit point to ensure it operates and complies with local and national regulations. Vertical exit through the roof is highly recommended to provide the best performance, (See Diagram 1).
2. Avoid sharp bends in the duct – ideal bend radius should be at least 2 x duct diameter (R300mm minimum), (See Diagram 2).
3. The rangehood should be sized to larger than the cooking surface of the BBQ (including any side burners) to ensure adequate extraction of smoke and fumes, (See Diagrams 3 & 4).
4. When fitted above a BBQ with hood, consideration should be taken to create a bulkhead behind the rangehood to bring it forward from where the open hood is. This will ensure the best extraction of the smoke and fumes and minimise impact of hood deflecting smoke away from the rangehood, (See Diagrams 5 & 6).
5. Each fan motor must be ducted separately (do not combine to a single outlet).
6. Do not reduce the duct size smaller than Ø150mm.
7. Total length to exits is recommended to be less than 4m.
8. Do not crush, compress or deform the duct.

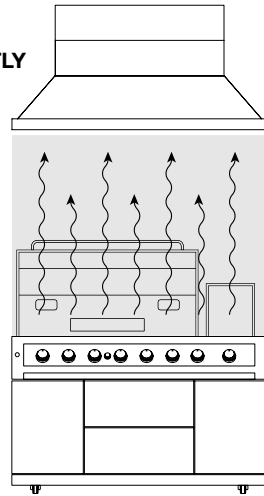
RANGEHOOD SIZING AND POSITION

Diagram 3:
SIZED TOO
SMALL



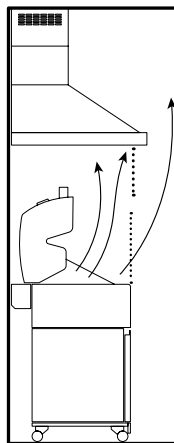
NOT IDEAL – Rangehood does not overlap with BBQ cooking area and smoke and fumes can easily escape away from the rangehood.

Diagram 4:
SIZED
CORRECTLY



IDEAL – Rangehood overlaps complete cooking area of the BBQ to help ensure it captures the maximum level of fumes and smoke.

Diagram 5:
SMOKE
ESCAPES
RANGEHOOD

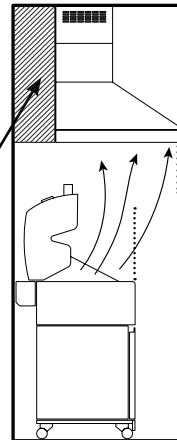


NOT IDEAL - Hood deflects smoke and fumes and away from the rangehood.

Diagram 6:
FORWARD TO
COMPENSATE
FOR BBQ HOOD



BULKHEAD



IDEAL – Bulkhead to allow rangehood to be positioned slightly forward of the cooking area to catch smoke and fumes effectively.



For any queries or assistance call
Customer Service (Australia Only)

1300 174 876

Hours of operation: Monday to Friday 8am - 5pm EST

Do not return to place of purchase.

Keep your purchase receipt, this will be required to make any claims under the 1 year warranty.

Gasmate® is a registered trademark of
Sitro Group Australia Pty Ltd www.gasmate.com.au