

Gasmate®

GALAXY GEN2 OUTDOOR KITCHEN RANGE



THE OUTDOORS MADE EASY.

GALAXY GEN2

OUTDOOR KITCHEN RANGE



The image features the **Gasmate Galaxy Gen2 Outdoor Kitchen**, showcasing (from left to right): the **Gen2 Double Sintered Stone Bar Fridge Top (BQ3198)** atop the **Gasmate 2 Door 187L Premium Glass Door Bar Fridge (BFR2088)**, the **Gen2 Drawer Module (BQ3093)**, the **Gen2 6 Burner BBQ (BQ19F/BQ19NGF)**, the **Gen2 Storage Module (BQ3092)** and the **Gen2 Sink, Bin & Storage Module (BQ3091)**.

The **Gasmate Galaxy Gen2 Outdoor Kitchen** range continues to impress with its sleek dark accents and flame failure safety technology that ensures an automatic gas cut-off if the flame goes out - bringing style and confidence to your alfresco space.

Create your perfect outdoor cooking and entertaining area with the Galaxy Gen2 6 Burner BBQ, enhanced by the versatile Galaxy Gen2 Modules. The Galaxy range also includes built-in BBQ models that can seamlessly integrate into any custom outdoor kitchen design.

For added style and durability, choose the Galaxy Gen2 Modules with stylish integrated handles and durable sintered stone benchtops. These BBQ and module combinations offer flexible configurations, allowing you to design an outdoor kitchen that suits your space and budget.

The Gasmate Galaxy Gen2 Modules are easy to install, requiring minimal assembly. A range of professional rangehoods and bar fridges are also available to complement your design.

Create your own stunning outdoor cooking and entertaining area using the Galaxy Gen2 BBQ and Modules.

GALAXY GEN2

6 BURNER BBQ

- Darker accents throughout including darker stainless steel hood handle, darker control knobs and durable powder coated front fascias
- Flame failure safety technology - ensuring automatic gas cut-off if flame goes out
- Provides up to an impressive 114 MJ/h high heat output, with a total of six burners, a side burner, and a rear rotisserie burner
- Engineered for durability with a powder-coated finish and robust stainless steel construction
- Big cooking space - 960mm x 420mm
- Offers versatile cooking with its enamel coated cast iron hotplate and grill plates for ultimate flexibility
- Electronic ignition for effortless lighting
- The roasting hood is crafted from #304 grade stainless steel, showcasing a sleek black finish, glass viewing window, a temperature gauge, and a cool touch handle for added style and convenience
- Convenient internal hood lights and blue LEDs on the control knobs keep everything clearly visible as you cook
- Cast iron burners with individual controls give a consistent flame from front to back, providing even and efficient heat distribution
- Stainless steel flame tamers for controlled heat distribution
- Stainless steel warming rack to heat food or keep warm
- Powder coated steel cabinet with 2 doors, 2 drawers and loads of storage space to keep your BBQ neat and tidy with all your BBQ supplies within easy reach
- Gas certified to Australian Standards
- Supplied with LCC27 Safe Lok® Regulator and Hose (Propane only)
- Available in Propane and Natural Gas models



POWDER COAT



STAINLESS STEEL



ELECTRONIC IGNITION



TEMPERATURE GAUGE



HIGH HEAT RATING

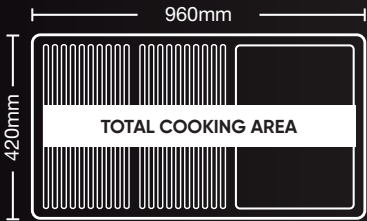


GAS CERTIFIED TO AUSTRALIAN STANDARDS



FULLY ASSEMBLED

GALAXY GEN2 6 BURNER BBQ		
Model Number:	BQ19F (Propane)	BQ19NGF (Natural Gas)
Body finish:	Powder coated	
Ignition:	Electronic	
Main burners:	6 x cast iron	
Main burner output:	6 x 14MJ/h	6 x 13.7MJ/h
Side burner output:	17MJ/h	14MJ/h
Rear burner output:	13MJ/h	14MJ/h
Combined output:	114MJ/h	110.2MJ/h
Cooking surface finish:	Enamel coated cast iron	
Actual plate size (mm):	317 W x 427 D	
Actual grill size (mm):	317 W x 427 D (2 grills)	
Total cooking area (mm):	960 W x 420 D	
Dimensions (mm):	1470 W x 685 D x 1220 H	



GALAXY GEN2

Introducing the **Gasmate Galaxy Gen2 Modules**, now enhanced with sleek, darker accents and new durable sintered stone benchtop. Mix and match any Galaxy Gen2 modules with the BBQ to create a stunning, fully customised outdoor kitchen setup.

- New durable sintered stone benchtops
- Built tough, featuring a durable powder-coated finish with premium sintered stone benchtop
- Storage space to keep all your BBQ supplies neat and tidy and within easy reach
- Convenient locking castors for easy moving
- Sleek integrated handles



GALAXY GEN2 STORAGE MODULE BQ3092

- Ample storage space with a cabinet featuring 2 doors and 2 internal storage shelves, perfect for keeping all your BBQ supplies organised and within easy reach



GALAXY GEN2 STORAGE MODULE	
Model Number:	BQ3092
Body finish:	Black powder coated
Top:	Sintered stone
Overall dimensions (mm):	830 W x 685 D x 905 H

GALAXY GEN2 3 DRAWER MODULE BQ3093

- Ample storage space with 3 full depth drawers to keep all your BBQ supplies neat and tidy and within easy reach



GALAXY GEN2 3 DRAWER MODULE	
Model Number:	BQ3093
Body finish:	Black powder coated
Top:	Sintered stone
Overall dimensions (mm):	830 W x 685 D x 905 H



GALAXY GEN2 SINK, BIN & STORAGE MODULE BQ3091

- Dark stainless steel sink with WELS approved hot and cold tap
- A bin is included under the sink, along with spacious storage and internal shelving


GALAXY GEN2 SINK, BIN & STORAGE MODULE	
Model Number:	BQ3091
Body finish:	Black powder coated
Top:	Sintered stone
Sink:	Dark stainless Steel
Overall dimensions (mm):	830 W x 685 D x 905 H

GALAXY GEN2 CORNER MODULE BQ3052



GALAXY GEN2 CORNER MODULE	
Model Number:	BQ3052
Body finish:	Black powder coated
Top:	Sintered stone
Overall dimensions (mm):	750 W x 750 D x 905 H

GALAXY GEN2 PREMIUM FRIDGE TOPS BQ3197 (Single) BQ3198 (Double)



GALAXY GEN2 PREMIUM FRIDGE TOPS	
Model Number:	BQ3197 (Single) BQ3198 (Double)
Fascia:	304 grade stainless steel
Top:	Sintered stone
Overall dimensions - single (mm):	503 W x 685 D
Overall dimensions - double (mm):	903 W x 685 D

GALAXY GEN2 COMPACT LAMINATE END PANELS BA3514



GALAXY GEN2 COMPACT LAMINATE END PANEL	
Model Number:	BA3514
Overall dimensions (mm):	22W x 685 D x 905 H

Refer to page 14 for installation and dimensions



PHOENIX BBQ & SIDE BURNER MODULES

DESIGNED FOR GALAXY GEN2 RANGE

Unlock premium performance and modular freedom. With specially designed Galaxy Gen2 modules for the Phoenix BBQ and Side Burner, you can now build a fully integrated outdoor kitchen - with matching finishes and flexible layout options.

- **Dual Functionality:** Use the BBQ and Side Burner as standalone units or pair them seamlessly with Galaxy Gen2 modules and Premium fridges.
- **Limitless Customisation:** Create your ideal outdoor kitchen setup by combining different modules to suit your needs.

Please note, the Phoenix BBQ and side burner appliances are not included with the modules. For more technical information on the Phoenix BBQ and side burner appliances, **please go to page 18.**



Phoenix BBQ Module
Model no. BQ3058GX
Dimensions (mm): 1,074 W x 685 D x 905 H



Phoenix Side Burner Module
Model no. BQ3059GX
Dimensions (mm): 480 W x 685 D x 905 H



Gasmate Galaxy Gen2 Double Fridge Top + Double Fridge Module

Gasmate Galaxy Gen2 3 Drawer Module

Phoenix BBQ module

Gasmate Galaxy Gen2 Sink, Bin & Storage Module



Pictured: the **Gasmate Galaxy Gen2** with Phoneix Module, Phoneix BBQ with hood and Phoenix Side Burner Module, all integrated perfectly with the Galaxy Gen 2 module range.

MIX & MATCH YOUR MODULES

Design your own outdoor cooking and entertaining area

Create your perfect outdoor cooking and entertaining space with the **Galaxy Gen2 Modules**, known for their blend of style and durability. Featuring sleek integrated handles and long-lasting sintered stone benchtops, these BBQ and module combinations are designed to elevate your outdoor area. With flexible configurations available, you can tailor the design to fit both your space and budget, ensuring a customised and functional outdoor kitchen experience.



Image shows (left to right): the **Gen2 Compact Laminate End Panel (BA3514)**, the **Gen2 Double Sintered Stone Bar Fridge Top (BQ3198)** on top of the **Gasmate 2 Door 187L Premium Glass Door Bar Fridge (BFR2088)**, the **Gen2 3 Drawer Module (BQ3093)**, the **Gen2 6 Burner BBQ (BQ19F/BQ19NGF)**, the **Gen2 Sink, Bin & Storage Module (BQ3091)** and the **Gen2 Compact Laminate End Panel (BA3514)**



Image shows (left to right): the **Gen2 Compact Laminate End Panel (BA3514)**, the **Gen2 Double Sintered Stone Bar Fridge Top (BQ3198)** on top of the **Gasmate 2 Door 187L Premium Glass Door Bar Fridge (BFR2088)**, the **Gen2 6 Burner BBQ (BQ19F/BQ19NGF)**, the **Gen2 Sink, Bin & Storage Module (BQ3091)** and the **Gen2 Compact Laminate End Panel (BA3514)**



Image shows (left to right): the **Gen2 Compact Laminate End Panel (BA3514)**, the **Gen2 Sintered Stone Bar Fridge Top (BQ3197)** on top of the **Gasmate 1 Door 97L Premium Glass Door Bar Fridge (BFR1088)**, the **Gen2 6 Burner BBQ (BQ19F/BQ19NGF)**, the **Gen2 Sink, Bin & Storage Module (BQ3091)** and the **Gen2 Compact Laminate End Panel (BA3514)**



Pictured: the **Gasmate Galaxy Gen2** Corner Module, seamlessly finished with the Compact Laminate End Panel for a clean, polished look.

GALAXY GEN2

6 BURNER BUILT-IN BBQ RANGE

For a bespoke outdoor kitchen featuring custom cabinets, the **Gasmate Galaxy Gen2 6 Burner Built-In BBQs** are the ideal addition.

The Galaxy Gen2 6 Burner Built-In BBQs will take your outdoor kitchen to the next level, helping you create the stylish and modern space you've always envisioned.



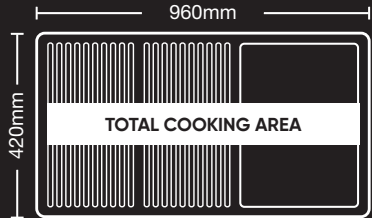
GALAXY GEN2 6 BURNER BUILT-IN BBQ

BQ193BF (Propane), BQ193BNGF (Natural Gas)



Features:

- Darker accents throughout including darker stainless steel hood handle, darker control knobs and durable powder coated front fascias
- Flame failure safety technology - ensuring automatic gas cut-off if flame goes out
- Provides up to an impressive 114 MJ/h high heat output, with a total of six burners, a side burner, and a rear rotisserie burner
- Engineered for durability with a powder-coated finish and robust stainless steel construction
- Big cooking space - 960mm x 420mm
- Offers versatile cooking with its enamel coated cast iron hotplate and grill plates for ultimate flexibility
- Electronic ignition for effortless lighting
- The roasting hood is crafted from #304 grade stainless steel, showcasing a sleek black finish, glass viewing window, a temperature gauge, and a cool touch handle for added style and convenience
- Convenient internal hood lights and blue LEDs on the control knobs keep everything clearly visible as you cook
- Cast iron burners with individual controls give a consistent flame from front to back, providing even and efficient heat distribution
- Stainless steel flame tamers for controlled heat distribution
- 17 MJ/h side burner for extended cooking
- 13 MJ/h ceramic rear burner for healthy rotisserie cooking
- Stainless steel warming rack to heat food or keep warm
- Gas certified to Australian Standards
- Supplied with LCC27 Safe Lok® Regulator and Hose (Propane only)
- Available in Propane and Natural Gas models



GALAXY GEN2 6 BURNER BUILT-IN BBQ WITH SIDE BURNER

BQ19BF (Propane), BQ19BNGF (Natural Gas)



GALAXY GEN2 6 BURNER BUILT-IN BBQ

Model Number:	BQ193BF (Propane)	BQ193BNGF (Natural Gas)
Main burner output:	6 x 14MJ/h	6 x 13.7MJ/h
Side burner output:	17MJ/h	14MJ/h
Rear burner output:	1 x 13MJ/h	1 x 14MJ/h
Combined output:	114MJ/h	110.2MJ/h
Cooking surface finish:	Enamel coated cast iron	
Hotplate & Grill (mm):	Plate - 317 W x 427 D Grill - 317 W x 427 D x 2	
Total cooking area (mm):	960 W x 420 D	
Dimensions (mm):	1105 W x 685 D x 565 H	

GALAXY GEN2 6 BURNER BUILT-IN BBQ WITH SIDE BURNER

Model Number:	BQ19BF (Propane)	BQ19BNGF (Natural Gas)
Main burner output:	6 x 14MJ/h	6 x 13.7MJ/h
Rear burner output:	1 x 13MJ/h	1 x 14MJ/h
Combined output:	97MJ/h	96.2MJ/h
Cooking surface finish:	Enamel coated cast iron	
Hotplate & Grill (mm):	Plate - 317 W x 427 D Grill - 317 W x 427 D x 2	
Total cooking area (mm):	960 W x 420 D	
Dimensions (mm):	1470 W x 685 D x 565 H	

PHOENIX BLACK

4 BURNER BBQ RANGE

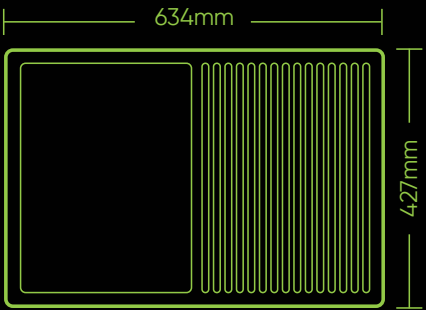
Elevate your outdoor cooking game with the Gasmate Phoenix Black 4 Burner BBQ and Phoneix Black Side Burner.

It features black stainless steel for a sleek and contemporary slimline design that is sure to turn heads and impress your guests. The black lid and surround add a touch of sophistication to the overall look, making it the perfect addition to any modern outdoor area. But it's not just about the aesthetics – the Phoenix Black BBQ features flame failure safety – stops the gas flow if flame fails. And with its easy-to-install drop-in design, the Gasmate Phoenix Black 4 Burner BBQ is the ultimate blend of style and functionality.

- Available with flat lid or buy the hood kit separately
- Drop-in side burner is also available to complete your outdoor kitchen

Phoenix Black 4 Burner BBQ features:

- 4 x Stainless Steel burners (13.5MJ/h)
- 4 Burner BBQ with Flame Failure Device – stops the gas flow when flame fails
- Slimline design – Flush mounting with benchtop
- #304 Premium grade black powder coated stainless steel lid & surround
- Stainless steel (#304) firebox
- Electronic ignition
- Satin enamel coated cast iron grill & hotplate
- Concealed gas control knobs
- Easy access slide out drip tray
- Cooking area (mm): 634 x 427
- Available in Propane & Natural Gas models



Phoenix Black Side Burner features:

- 23MJ/h burner with Flame Failure Device – stops the gas flow when flame fails
- Slimline design – Flush mounting with benchtop
- #304 Premium grade black powder coated stainless steel lid & surround
- Stainless steel (#304) firebox
- Concealed gas control knobs
- Electronic ignition
- Available in Propane & Natural Gas models



#304
PREMIUM
GRADE BLACK
STAINLESS STEEL



FLAME FAILURE
SAFETY – STOPS
THE GAS FLOW
WHEN FLAME
FAILS



54
MJ/h
COMBINED
OUTPUT OF
54 MJ/H ACROSS
4 BURNERS



ENAMEL CAST
IRON HOTPLATE,
WITH STAINLESS
STEEL BURNERS



ELECTRONIC
IGNITION
FOR EASY
LIGHTING
EVERY TIME



CONCEALED
GAS CONTROL
KNOBS FOR
SLEEK LOOK



SUPPLIED
WITH LCC27 SAFE
LOK® REGULATOR
AND HOSE (LPG
MODEL ONLY)

PHOENIX BLACK 4 BURNER BUILT IN BBQ

Model number:	BQ2047BL (Propane)	BQ2047BLNG (Natural Gas)
Main Burner Output	4 x 13.5MJ/h	4 x 13.5MJ/h
Combined output:	54MJ/h	54MJ/h
Hotplate & Grill (mm):	Plate – 317 W x 427 D Grill – 317 W x 427 D	
Dimensions (mm):	933 W x 609 D x 265 H	

PHOENIX BLACK SIDE BURNER

Model number:	BQ2027BL (Propane)	BQ2027BLNG (Natural Gas)
Output:	23J/h	21MJ/h
Dimensions (mm):	933 W x 609 D x 265 H	



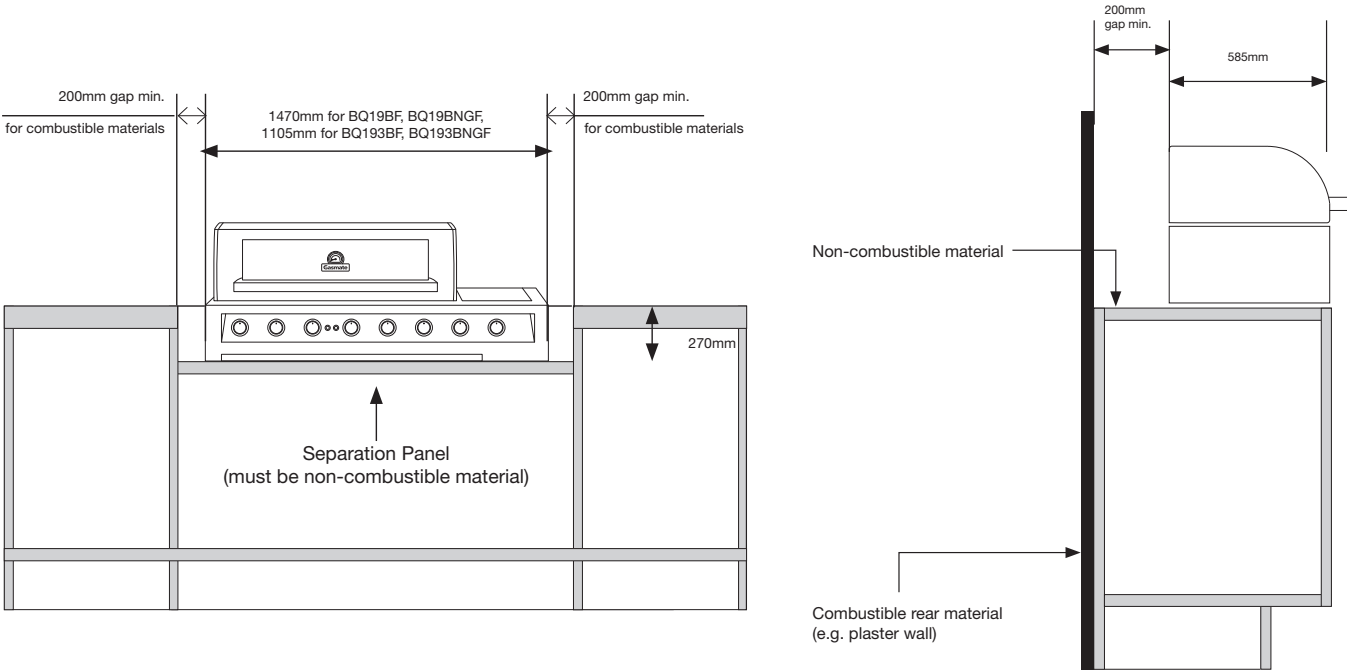
Phoenix Black Hood Kit Model no: BQ2047BLHD

Made from high-quality 304 grade stainless steel, the Phoenix double skinned hood kit has been engineered for easy fixing to your Phoenix Black 4 Burner BBQ.

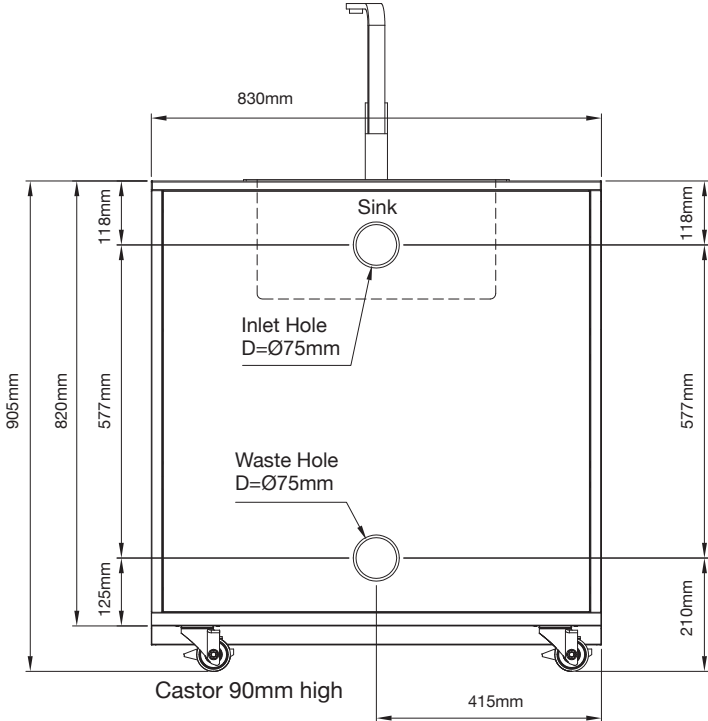
Refer to page 22 for installation and dimensions

GALAXY GEN2 INSTALLATION & DIMENSIONS

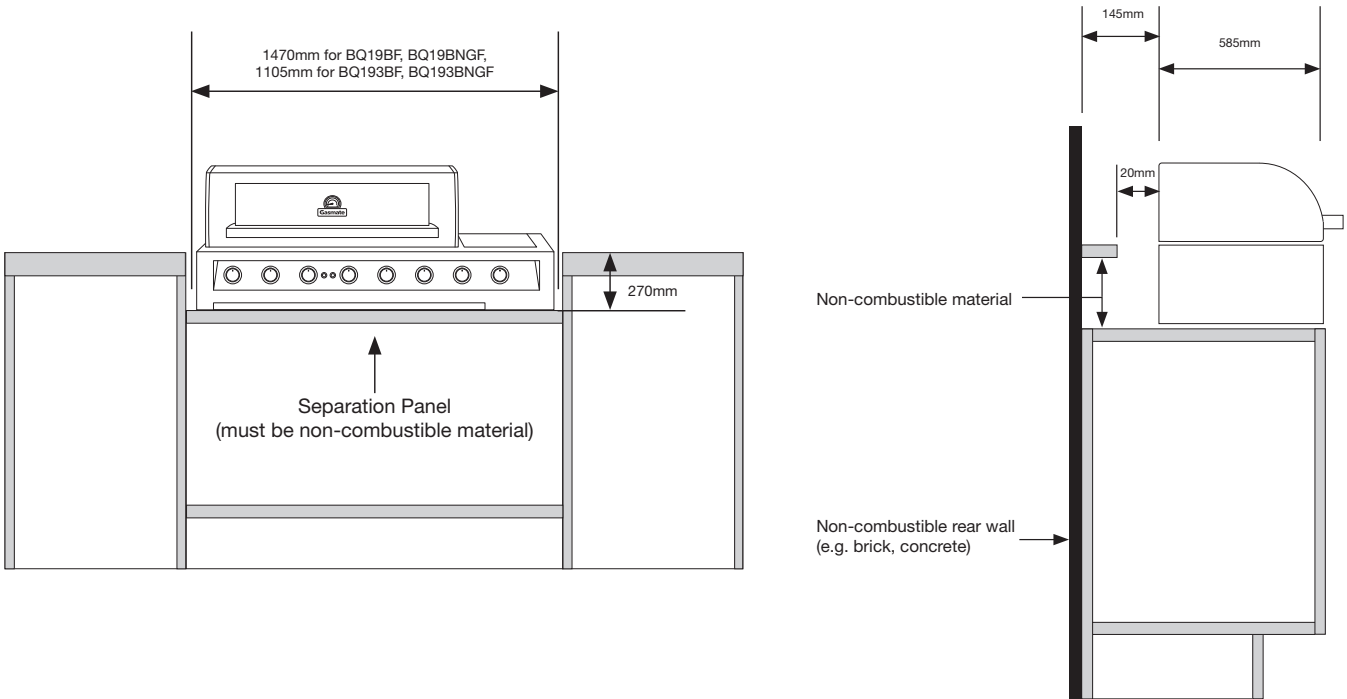
GALAXY GEN2 6 BURNER BUILT-IN BBQ WITH SIDE BURNER BQ19BF (LPG), BQ19BNGF (Natural Gas)



GALAXY GEN2 SINK, BIN & STORAGE MODULE PLUMBING DIMENSIONS BQ3091



NON-COMBUSTIBLE MATERIAL CABINETS

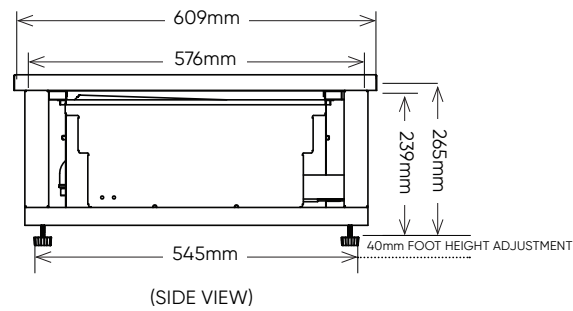
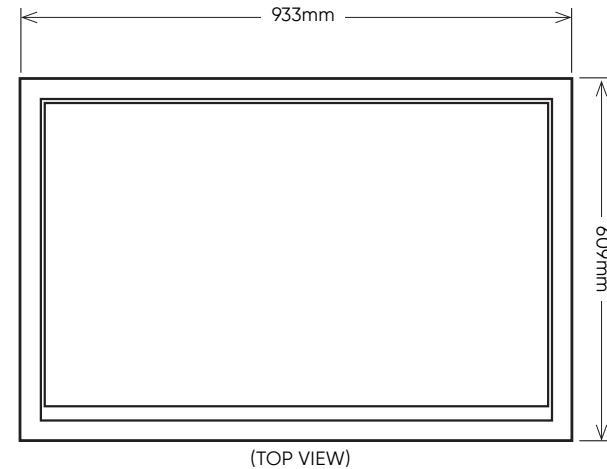
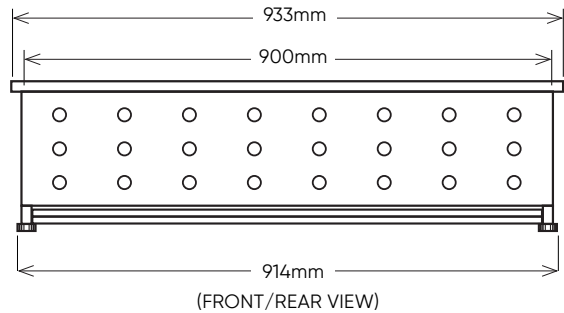


PHOENIX BLACK 4 BURNER BBQ

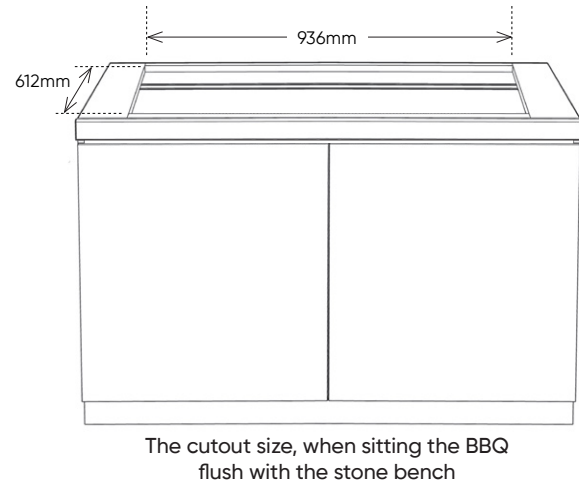
INSTALLATION & DIMENSIONS

MODEL NO. BQ2047BL / BQ2047BLNG

PRODUCT DIMENSIONS



BENCH CUT-OUT DIMENSIONS



Feet Adjustment:

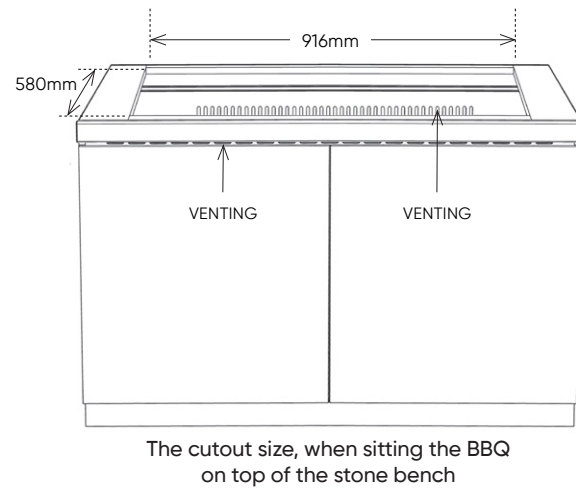
4 adjustable feet are supplied with the BBQ. Please ensure all 4 feet are attached to the BBQ for height adjustment. If you plan to install the drop in BBQ in our Alfresco Plus BBQ cabinet module, please adjust the feet of the BBQ so that overall height is 290mm. Adjust the feet of the BBQ so all edges sit flush. If you choose to build your own cabinet, please adjust the feet height accordingly.

Drip tray access:

WARNING

This drop-in BBQ is designed to sit flush with the bench. However, if you choose to install the BBQ on top of the stone bench, you need to make sure the legs are supporting the BBQ.

The appliance requires venting. When the BBQ is sitting flush with the bench, there is an approximate 2mm gap around the BBQ edge with the bench. This gap plays an important role of venting, therefore, it should not be sealed with silicon. If you choose, however, to seal the gap, a rectangular unimpeded opening of approx 750mm W x 10mm H in either the front or the rear should be incorporated within the cabinet. Please refer to diagram below as an example.



Please note that you must allow access under the BBQ for the drip tray to be removed.

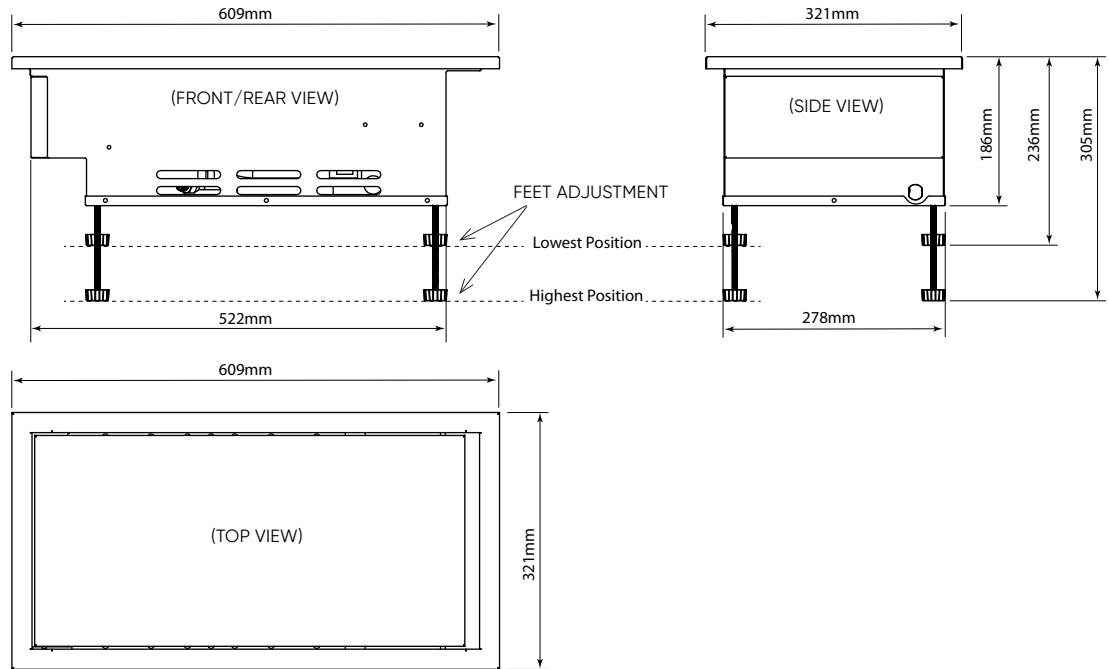
UNDER BENCH CLEARANCE:
150mm ALL AROUND SIDE WALLS OF BBQ

PHOENIX BLACK SIDE BURNER

INSTALLATION & DIMENSIONS

MODEL NO. BQ2027BL / BQ2027BLNG

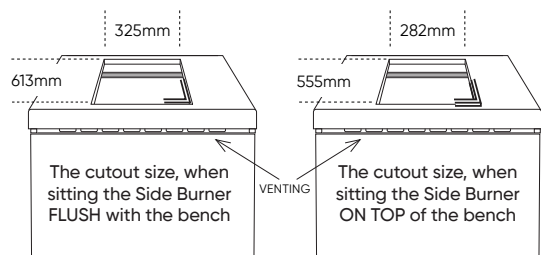
PRODUCT DIMENSIONS



BENCH CUT-OUT DIMENSIONS

Feet Adjustment:

4 adjustable feet are supplied with the BBQ. Please ensure all 4 feet are attached to the BBQ for height adjustment. If you plan to install the drop in BBQ in our Alfresco Plus BBQ cabinet module, please adjust the feet of the BBQ so that overall height is 290mm. Adjust the feet of the BBQ so all edges sit flush. If you choose to build your own cabinet, please adjust the feet height accordingly.



WARNING

This drop-in BBQ is designed to sit flush with the bench. However, if you choose to install the BBQ on top of the bench, you need to make sure the legs are supporting the BBQ.

The appliance requires venting. When the BBQ is sitting flush with the bench, there is an approximate 2mm gap around the BBQ edge with the bench. This gap plays an important role of venting, therefore, it should not be sealed with silicon. If you choose, however, to seal the gap, a rectangular unimpeded opening of approx 375mm W x 10mm H in either the front or the rear should be incorporated within the cabinet. Please refer to diagram below as an example.



Gasmate®

Customer Service (Australia Only)

1300 174 876

Monday to Friday 8am - 5pm AEST

gasmate.com.au



Gasmate



@gasmate_au

All images are for reference only. Due to product development, product and images may differ.
Gasmate® is a registered trademark of Sitro Group Australia Pty. Ltd.
gasmate.com.au