


Gasmate®


the outdoors made easy



**It's
Gasmate®
ship.**

 Search Gasmate for more information

GALAXY BLACK OUTDOOR KITCHEN





CREATE YOUR
OWN STUNNING
OUTDOOR COOKING
AND ENTERTAINING
AREA USING THE
GALAXY BLACK BBQ
AND MODULES

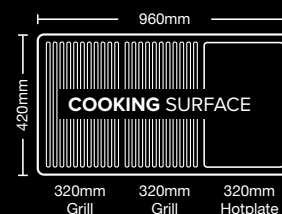


THE GASMATE GALAXY BLACK BBQ ALLOWS YOU TO CREATE YOUR OWN STUNNING OUTDOOR COOKING AND ENTERTAINING AREA. START WITH THE GALAXY BLACK 6 BURNER BBQ AND ADD THE GALAXY BLACK BBQ MODULES THAT YOU NEED. THE BBQ AND MODULES CAN BE ARRANGED IN ANY COMBINATION, TAILOR THEM TO SUIT YOUR OWN AREA OR BUDGET. YOU CAN EVEN ADD MORE MODULES LATER.

THE GASMATE GALAXY BLACK BBQ MODULES ARE EASY TO INSTALL AND COME FULLY ASSEMBLED. THEY FEATURE STYLISH INTEGRATED HANDLES AND BLACK GRANITE TOPS. THERE ARE A RANGE OF STAINLESS STEEL PROFESSIONAL RANGEHOODS AND BAR FRIDGES TO COMPLEMENT YOUR DESIGN.

GALAXY BLACK BBQ FEATURES

- SUPPLIED FULLY ASSEMBLED
- #304 GRADE STAINLESS STEEL HOOD WITH GLASS VIEWING WINDOW
- TEMPERATURE GAUGE AND COOL TOUCH HANDLE
- CONVENIENT INTERNAL LIGHTS AND BLUE LED'S ABOVE CONTROL KNOBS
- ELECTRONIC IGNITION FOR EFFORTLESS LIGHTING
- ENAMEL COATED CAST IRON PLATE AND GRILL
- CAST IRON BURNERS WITH INDIVIDUAL CONTROLS
- STAINLESS STEEL FLAME TAMER FOR CONTROLLED HEAT DISTRIBUTION
- CERAMIC REAR BURNER FOR HEALTHY ROTISSERIE COOKING WITH INTEGRATED HIGH OUTPUT SIDE BURNER
- COMPLETE WITH WARMING RACK
- CABINET FEATURES AMPLE STORAGE
- CONVENIENT SLIDE-OUT CYLINDER STORAGE
- LOCKING CASTORS
- AGA CERTIFIED TO AUSTRALIAN STANDARDS
- APPROVED FOR NATURAL GAS CONVERSION
- SUPPLIED WITH LPG HOSE AND REGULATOR (PROPANE MODELS ONLY)



GALAXY BLACK 6 BURNER BBQ

MODEL NO:	BQ1090BL
MAIN BURNER OUTPUT:	6 x 12MJ/h
SIDE BURNER OUTPUT:	1 x 15MJ/h
REAR BURNER OUTPUT:	1 x 13MJ/h
COMBINED OUTPUT:	100MJ/h
COOKING SURFACE FINISH:	ENAMEL COATED CAST IRON
COOKING SURFACE:	PLATE - 320 x 420mm GRILL - 320 x 420mm x 2
TOTAL COOKING AREA:	960 x 420mm
OVERALL DIMENSION: (WxDxH)	1470 x 580 x 1200mm

GALAXY BLACK 6 BURNER BBQ NATURAL GAS

MODEL NO:	BQ1090BLNG
MAIN BURNER OUTPUT:	6 x 14MJ/h
SIDE BURNER OUTPUT:	1 x 14MJ/h
REAR BURNER OUTPUT:	1 x 14MJ/h
COMBINED OUTPUT:	112MJ/h
COOKING SURFACE FINISH:	ENAMEL COATED CAST IRON
COOKING SURFACE:	PLATE - 320 x 420mm GRILL - 320 x 420mm x 2
TOTAL COOKING AREA:	960 x 420mm
OVERALL DIMENSION: (WxDxH)	1470 x 580 x 1200mm



DURABLE FINISH



RUST PROTECTION



ELECTRONIC IGNITION



TEMPERATURE GAUGE



HIGH HEAT RATING



GAS CERTIFIED TO AUSTRALIAN STANDARDS



FULLY ASSEMBLED

GALAXY BLACK BBQ MODULES

- STYLISH BLACK POWDER COATED MODULES WITH PREMIUM GRANITE TOP AND #304 GRADE STAINLESS STEEL FASCIA
- STYLISH INTEGRATED HANDLES
- LOCKING CASTORS
- SUPPLIED FULLY ASSEMBLED



DURABLE
FINISH



RUST
PROTECTION



FULLY
ASSEMBLED

GALAXY BLACK SINK, BIN AND STORAGE MODULE

MODEL NO:	BQ1091BL
SINK	STAINLESS STEEL
TAP	WELS APPROVED HOT AND COLD TAP
BIN	INCLUDED UNDER SINK
DIMENSION: (WxDxH)	830 x 680 x 900mm



GALAXY BLACK STORAGE MODULE

MODEL NO:	BQ1092BL
DOORS	2
SHELVES	3 CONVENIENT SHELVES
DIMENSION: (WxDxH)	830 x 680 x 900mm



GALAXY BLACK 3 DRAWER MODULE

MODEL NO:	BBQ1093BL
DRAWERS	3 LARGE CAPACITY
DIMENSION: (WxDxH)	830 x 680 x 900mm



REFER TO PAGES 57 TO 59 FOR INSTALLATION AND DIMENSIONS



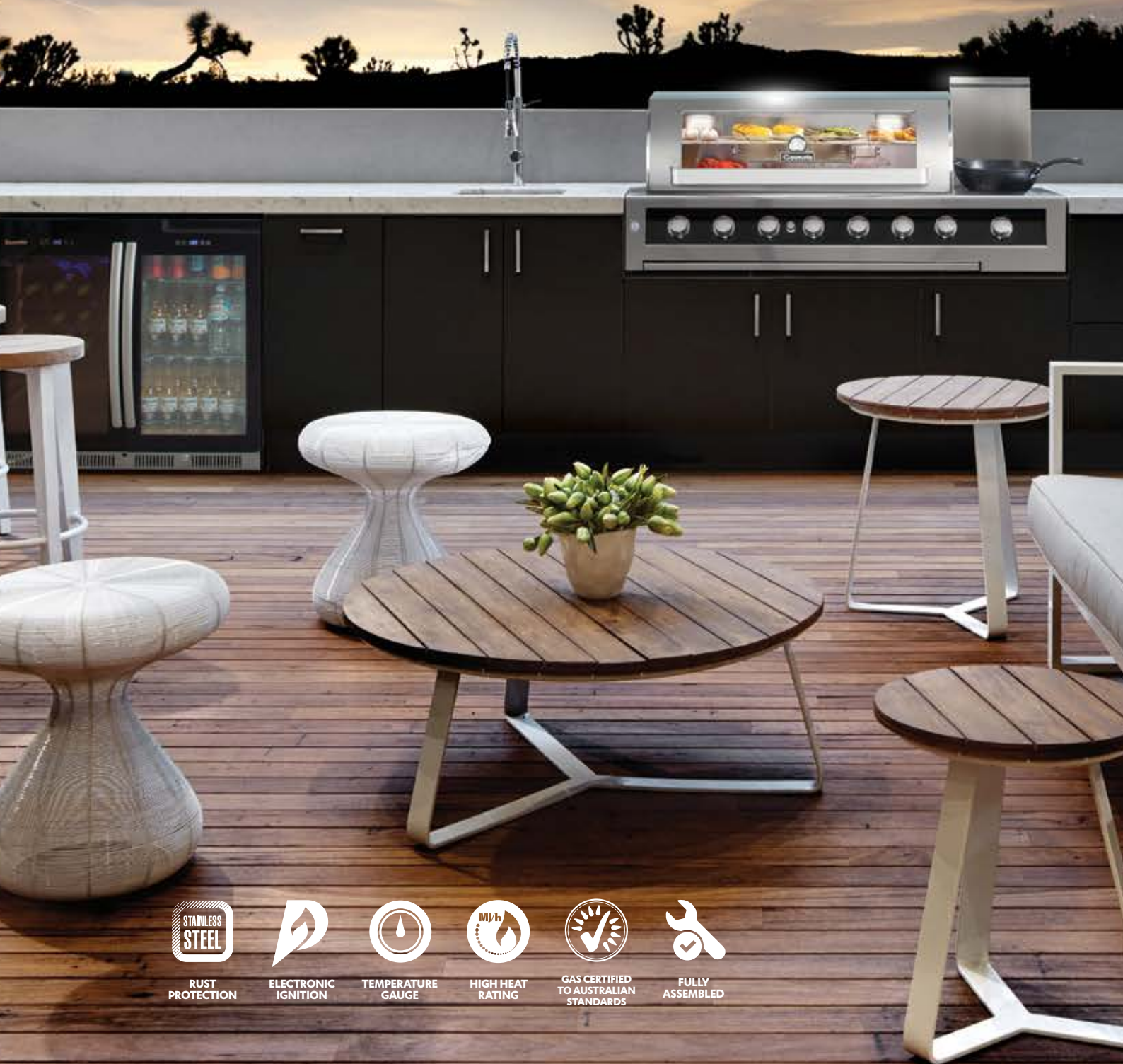
GASMATE GALAXY BLACK MODULES, THE POSSIBILITIES ARE ENDLESS!



GALAXY BLACK BUILT-IN 6 BURNER BBQ

MODEL NO: BQ1090BLB/BQ1090BLBNG

CREATE YOUR OWN STUNNING OUTDOOR
COOKING AND ENTERTAINING AREA USING
THE GALAXY BLACK BUILT-IN BBQ.



RUST
PROTECTION



ELECTRONIC
IGNITION



TEMPERATURE
GAUGE



HIGH HEAT
RATING



GAS CERTIFIED
TO AUSTRALIAN
STANDARDS



FULLY
ASSEMBLED



GALAXY BLACK BUILT-IN BBQ FEATURES

- SUPPLIED FULLY ASSEMBLED
- #304 GRADE STAINLESS STEEL HOOD WITH GLASS VIEWING WINDOW
- TEMPERATURE GAUGE AND COOL TOUCH HANDLE
- CONVENIENT INTERNAL LIGHTS AND BLUE LED'S ABOVE CONTROL KNOBS
- ELECTRONIC IGNITION FOR EFFORTLESS LIGHTING
- ENAMEL COATED CAST IRON PLATE AND GRILL
- CAST IRON BURNERS WITH INDIVIDUAL CONTROLS
- STAINLESS STEEL FLAME TAMER FOR CONTROLLED HEAT DISTRIBUTION
- CERAMIC REAR BURNER FOR HEALTHY ROTISSERIE COOKING WITH INTEGRATED HIGH OUTPUT SIDE BURNER
- COMPLETE WITH WARMING RACK
- AGA CERTIFIED TO AUSTRALIAN STANDARDS
- APPROVED FOR NATURAL GAS CONVERSION
- SUPPLIED WITH LPG HOSE AND REGULATOR (PROPANE MODELS ONLY)

GALAXY BLACK 6 BURNER BBQ BUILT-IN

MODEL NO:	BQ1090BLB
MAIN BURNER OUTPUT:	6 x 12MJ/h
SIDE BURNER OUTPUT:	1 x 15MJ/h
REAR BURNER OUTPUT:	1 x 13MJ/h
COMBINED OUTPUT:	100MJ/h
COOKING SURFACE FINISH:	ENAMEL COATED CAST IRON
COOKING SURFACE:	PLATE - 320 x 420mm GRILL - 320 x 420mm x 2
TOTAL COOKING AREA:	960 x 420mm
OVERALL DIMENSION: (WxDxH)	1470 x 580 x 550mm

GALAXY BLACK 6 BURNER BBQ BUILT-IN NATURAL GAS

MODEL NO:	BQ1090BLBNG
MAIN BURNER OUTPUT:	6 x 14MJ/h
SIDE BURNER OUTPUT:	1 x 14MJ/h
REAR BURNER OUTPUT:	1 x 14MJ/h
COMBINED OUTPUT:	112MJ/h
COOKING SURFACE FINISH:	ENAMEL COATED CAST IRON
COOKING SURFACE:	PLATE - 320 x 420mm GRILL - 320 x 420mm x 2
TOTAL COOKING AREA:	960 x 420mm
OVERALL DIMENSION: (WxDxH)	1470 x 580 x 550mm

REFER TO PAGES 57 TO 59 FOR INSTALLATION AND DIMENSIONS

GALAXY BLACK FRIDGE TOPS



RUST PROTECTION



FULLY ASSEMBLED

ADD A GASMATE PREMIUM BAR FRIDGE (PREMIUM DUAL ZONE, PREMIUM 2 DOOR OR PREMIUM 1 DOOR, SEE PAGES 26-28 FOR DETAILS) TO YOUR OUTDOOR ENTERTAINING AREA AND USE THE SPECIAL GASMATE FRIDGE TOP TO INTEGRATE THE FRIDGE SEAMLESSLY INTO YOUR OUTDOOR KITCHEN. STAINLESS STEEL FASCIA AND GRANITE TOP MATCH THE GALAXY OUTDOOR KITCHEN PERFECTLY.



GALAXY BLACK PREMIUM 1 DOOR BAR FRIDGE TOP

MODEL NO: **BQ1097BL**

SUITS GASMATE PREMIUM 1 DOOR BAR FRIDGE – MODEL NO. GMF119G

DIMENSION: (WxD) **503 x 680mm**



GALAXY BLACK PREMIUM 2 DOOR BAR FRIDGE TOP

MODEL NO: **BQ1098BL**

SUITS GASMATE PREMIUM 2 DOOR BAR FRIDGE – MODEL NO. GMF229G AND GASMATE DUAL ZONE PREMIUM BAR FRIDGE – MODEL NO. GMF200G

DIMENSION: (WxD) **903 x 680mm**



INFILL PANEL EASILY ATTACH THE INFILL PANEL TO THE REAR OF THE GALAXY BLACK BBQ TO PROVIDE SPACE FOR VENTILATION, HOOD CLEARANCE AND PREVENTION OF ITEMS FALLING BEHIND THE FINAL OUTDOOR KITCHEN DESIGN.

GALAXY REAR BBQ IN-FILL PANEL

BBQ MODEL NO. **BQ1022IP:** 304 STAINLESS STEEL **1475 x 100MM**

GALAXY STAINLESS STEEL OUTDOOR KITCHEN





**THE GALAXY
STAINLESS
STEEL BBQ
AND MODULES
ARE A GREAT
SOLUTION TO
YOUR OUTDOOR
ENTERTAINING
DESIGN**

THE GASMATE GALAXY STAINLESS STEEL BBQ ALLOWS YOU TO CREATE YOUR OWN STUNNING OUTDOOR COOKING AND ENTERTAINING AREA. START WITH THE GALAXY 6 BURNER BBQ AND ADD THE GALAXY BBQ MODULES THAT YOU NEED. THE BBQ AND MODULES CAN BE ARRANGED IN ANY COMBINATION, TAILOR THEM TO SUIT YOUR OWN AREA OR BUDGET. YOU CAN EVEN ADD MORE MODULES LATER.

THE GASMATE GALAXY BBQ MODULES ARE EASY TO INSTALL AND COME FULLY ASSEMBLED. THEY FEATURE STYLISH INTEGRATED HANDLES AND BLACK GRANITE TOPS. THERE ARE A RANGE OF STAINLESS STEEL PROFESSIONAL RANGEHOODS AND BAR FRIDGES TO COMPLEMENT YOUR DESIGN.

GALAXY STAINLESS STEEL BBQ FEATURES

- #304 GRADE STAINLESS STEEL WITH PREMIUM RUST PROTECTION
- SUPPLIED FULLY ASSEMBLED
- #304 GRADE STAINLESS STEEL HOOD WITH GLASS VIEWING WINDOW
- TEMPERATURE GAUGE AND COOL TOUCH HANDLE
- CONVENIENT INTERNAL LIGHTS AND BLUE LED'S ABOVE CONTROL KNOBS
- ELECTRONIC IGNITION FOR EFFORTLESS LIGHTING
- STAINLESS STEEL HOTPLATE AND GRILLS
- CAST IRON BURNERS WITH INDIVIDUAL CONTROLS
- STAINLESS STEEL FLAME TAMERS FOR CONTROLLED HEAT DISTRIBUTION
- CERAMIC REAR BURNER FOR HEALTHY ROTISSERIE COOKING WITH INTEGRATED HIGH OUTPUT SIDE BURNER
- COMPLETE WITH STAINLESS STEEL WARMING RACK
- CABINET FEATURES AMPLE STORAGE
- CONVENIENT SLIDE-OUT CYLINDER STORAGE
- LOCKING CASTORS
- AGA CERTIFIED TO AUSTRALIAN STANDARDS
- APPROVED FOR NATURAL GAS CONVERSION
- SUPPLIED WITH LPG HOSE AND REGULATOR (PROPANE MODELS ONLY)



RUST PROTECTION



ELECTRONIC IGNITION



TEMPERATURE GAUGE



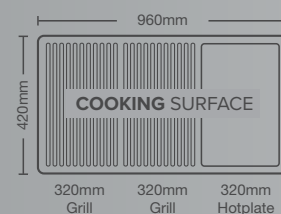
HIGH HEAT RATING



GAS CERTIFIED TO AUSTRALIAN STANDARDS



FULLY ASSEMBLED




GALAXY STAINLESS STEEL 6 BURNER BBQ

MODEL NO:	BQ1090
MAIN BURNER OUTPUT:	6 x 12MJ/h
SIDE BURNER OUTPUT:	1 x 15MJ/h
REAR BURNER OUTPUT:	1 x 13MJ/h
COMBINED OUTPUT:	100MJ/h
COOKING SURFACE FINISH:	STAINLESS STEEL
COOKING SURFACE:	PLATE - 320 x 420mm GRILL - 320 x 420mm x 2
TOTAL COOKING AREA:	960 x 420mm
OVERALL DIMENSION: (WxDxH)	1470 x 580 x 1200mm

GALAXY STAINLESS STEEL 6 BURNER BBQ NATURAL GAS

MODEL NO:	BQ1090NG
MAIN BURNER OUTPUT:	6 x 14MJ/h
SIDE BURNER OUTPUT:	1 x 14MJ/h
REAR BURNER OUTPUT:	1 x 14MJ/h
COMBINED OUTPUT:	112MJ/h
COOKING SURFACE FINISH:	STAINLESS STEEL
COOKING SURFACE:	PLATE - 320 x 420mm GRILL - 320 x 420mm x 2
TOTAL COOKING AREA:	960 x 420mm
OVERALL DIMENSION: (WxDxH)	1470 x 580 x 1200mm



GALAXY STAINLESS STEEL BBQ MODULES

- PREMIUM #304 GRADE STAINLESS STEEL CABINET WITH GRANITE TOP AND STAINLESS STEEL FASCIA
- STYLISH INTEGRATED HANDLES
- LOCKING CASTORS
- SUPPLIED FULLY ASSEMBLED



RUST PROTECTION



FULLY ASSEMBLED

GALAXY SINK, BIN AND STORAGE MODULE

MODEL NO:	BQ1091
SINK	STAINLESS STEEL
TAP	WELS APPROVED HOT AND COLD TAP
BIN	INCLUDED UNDER SINK
DIMENSION: (WxDxH)	830 x 580 x 900mm



GALAXY STORAGE MODULE

MODEL NO:	BQ1092
DOORS	2
SHELVES	3 CONVENIENT SHELVES
DIMENSION: (WxDxH)	830 x 580 x 900mm



GALAXY 3 DRAWER MODULE

MODEL NO:	BQ1093
DRAWERS	3 LARGE CAPACITY
DIMENSION: (WxDxH)	830 x 580 x 900mm



REFER TO PAGES 57 TO 59 FOR INSTALLATION AND DIMENSIONS



GASMATE GALAXY STAINLESS STEEL MODULES, THE POSSIBILITIES ARE ENDLESS!

GALAXY STAINLESS STEEL BUILT-IN 6 BURNER BBQ

MODEL NO: BQ1090B/ BQ1090BNG



RUST
PROTECTION



ELECTRONIC
IGNITION



TEMPERATURE
GAUGE



HIGH HEAT
RATING



GAS CERTIFIED
TO AUSTRALIAN
STANDARDS



FULLY
ASSEMBLED



GALAXY STAINLESS STEEL BUILT-IN BBQ FEATURES

- #304 GRADE STAINLESS STEEL WITH PREMIUM RUST PROTECTION
- SUPPLIED FULLY ASSEMBLED
- #304 GRADE STAINLESS STEEL HOOD WITH GLASS VIEWING WINDOW
- TEMPERATURE GAUGE AND COOL TOUCH HANDLE
- CONVENIENT INTERNAL LIGHTS AND BLUE LED'S ABOVE CONTROL KNOBS
- ELECTRONIC IGNITION FOR EFFORTLESS LIGHTING
- STAINLESS STEEL HOTPLATE AND GRILLS
- CAST IRON BURNERS WITH INDIVIDUAL CONTROLS
- STAINLESS STEEL FLAME TAMERS FOR CONTROLLED HEAT DISTRIBUTION
- CERAMIC REAR BURNER FOR HEALTHY ROTISSERIE COOKING WITH INTEGRATED HIGH OUTPUT SIDE BURNER
- COMPLETE WITH STAINLESS STEEL WARMING RACK
- GAS CERTIFIED TO AUSTRALIAN STANDARDS
- APPROVED FOR NATURAL GAS CONVERSION
- SUPPLIED WITH LPG HOSE AND REGULATOR (PROPANE MODELS ONLY)

GALAXY STAINLESS STEEL 6 BURNER BBQ BUILT-IN

MODEL NO:	BQ1090B
MAIN BURNER OUTPUT:	6 x 12MJ/h
SIDE BURNER OUTPUT:	1 x 15MJ/h
REAR BURNER OUTPUT:	1 x 13MJ/h
COMBINED OUTPUT:	100MJ/h
COOKING SURFACE FINISH:	STAINLESS STEEL
COOKING SURFACE:	PLATE - 320 x 420mm GRILL - 320 x 420mm x 2
TOTAL COOKING AREA:	960 x 420mm
OVERALL DIMENSION: (WxDxH)	1470 x 580 x 550mm

GALAXY STAINLESS STEEL 6 BURNER BBQ BUILT-IN NATURAL GAS

MODEL NO:	BQ1090BNG
MAIN BURNER OUTPUT:	6 x 14MJ/h
SIDE BURNER OUTPUT:	1 x 14MJ/h
REAR BURNER OUTPUT:	1 x 14MJ/h
COMBINED OUTPUT:	112MJ/h
COOKING SURFACE FINISH:	STAINLESS STEEL
COOKING SURFACE:	PLATE - 320 x 420mm GRILL - 320 x 420mm x 2
TOTAL COOKING AREA:	960 x 420mm
OVERALL DIMENSION: (WxDxH)	1470 x 580 x 550mm

REFER TO PAGES 57 TO 59 FOR INSTALLATION AND DIMENSIONS

GALAXY STAINLESS STEEL FRIDGE TOPS



RUST PROTECTION



FULLY ASSEMBLED

ADD A GASMATE BAR FRIDGE TO YOUR OUTDOOR ENTERTAINING AREA AND USE THE SPECIAL GASMATE FRIDGE TOP TO INTEGRATE THE FRIDGE SEAMLESSLY INTO YOUR OUTDOOR KITCHEN. STAINLESS STEEL FASCIA AND GRANITE TOP MATCH THE GALAXY OUTDOOR KITCHEN PERFECTLY.



PREMIUM 1 DOOR BAR FRIDGE TOP

MODEL NO: **BQ1097**

SUITS GASMATE PREMIUM 1 DOOR BAR FRIDGE – MODEL NO. GMF119G



PREMIUM 2 DOOR BAR FRIDGE TOP

MODEL NO: **BQ1098**

SUITS GASMATE PREMIUM 2 DOOR BAR FRIDGE – MODEL NO. GMF229G AND GASMATE DUAL ZONE PREMIUM BAR FRIDGE – MODEL NO. GMF200G

STANDARD 1 DOOR BAR FRIDGE TOP

MODEL NO: **BQ1094**

SUITS GASMATE STANDARD 1 DOOR BAR FRIDGE – MODEL NO. GMF118H

STANDARD 2 DOOR BAR FRIDGE TOP

MODEL NO: **BQ1095**

SUITS GASMATE STANDARD 2 DOOR BAR FRIDGE – MODEL NO. GMF228H



SPECIAL TOP FOR GASMATE PREMIUM OR STANDARD 1 DOOR BAR FRIDGE. INTEGRATES THE FRIDGE INTO YOUR OUTDOOR KITCHEN PERFECTLY.



SPECIAL TOP FOR GASMATE PREMIUM OR STANDARD 2 DOOR BAR FRIDGE. INTEGRATES THE FRIDGE INTO YOUR OUTDOOR KITCHEN PERFECTLY.

INFILL PANELS EASILY ATTACH THE INFILL PANELS TO THE REAR OF THE GALAXY BBQ AND MODULAR UNITS TO PROVIDE SPACE FOR VENTILATION, HOOD CLEARANCE AND PREVENTION OF ITEMS FALLING BEHIND THE FINAL OUTDOOR KITCHEN DESIGN.



GALAXY REAR BBQ, FRIDGE AND MODULE IN-FILL PANELS

BBQ	MODEL NO. BQ1022IP:	304 STAINLESS STEEL	1475 x 100MM
MODULES	MODEL NO. BQ1023/4/5IP:	304 STAINLESS STEEL	830 x 100MM
118 LITRE FRIDGE	MODEL NO. BQ1094IP:	304 STAINLESS STEEL	475 x 100MM
228 LITRE FRIDGE	MODEL NO. BQ1095IP:	304 STAINLESS STEEL	900 x 100MM



GALAXY 4 BURNER FLUSH MOUNT DROP-IN BBQ



THE GASMATE GALAXY 4 BURNER FLUSH MOUNT DROP-IN BBQ ALLOWS YOU TO ENJOY ALL THE FEATURES OF A GASMATE BBQ BUT BE INCORPORATED INTO ANY CUSTOM DESIGNED OUTDOOR KITCHEN. YOU CAN EVEN CREATE A BBQ ISLAND THAT YOU CAN COOK WITH FROM BOTH SIDES.



RUST PROTECTION



HIGH HEAT RATING



GAS CERTIFIED TO AUSTRALIAN STANDARDS



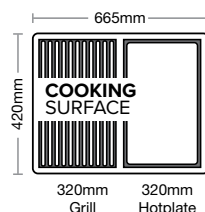
FULLY ASSEMBLED



PUSH BUTTON IGNITION


GALAXY DROP-IN FEATURES

- #304 GRADE STAINLESS STEEL BBQ WITH LID
- SUPPLIED FULLY ASSEMBLED
- ROTARY PIEZO IGNITION FOR EFFORTLESS LIGHTING
- SATIN ENAMEL CAST IRON REVERSIBLE HOTPLATE AND STAINLESS STEEL GRILL
- 4 STAINLESS STEEL BURNERS WITH INDIVIDUAL CONTROLS
- STAINLESS STEEL FLAME TAMERS FOR CONTROLLED HEAT DISTRIBUTION
- GAS CERTIFIED TO AUSTRALIAN STANDARDS
- APPROVED FOR NATURAL GAS CONVERSION



GALAXY 4 BURNER DROP IN BBQ FLUSH MOUNT

MODEL NO:	BQ1096	
MAIN BURNER OUTPUT:	4 x 11.6MJ/h	
COMBINED OUTPUT:	46.4MJ/h	
COOKING SURFACE FINISH:	SATIN ENAMEL CAST IRON AND STAINLESS STEEL	
COOKING SURFACE:	PLATE - 330 x 420mm GRILL - 330 x 420mm	
TOTAL COOKING AREA:	665 x 420mm	
OVERALL DIMENSION: (WxDxH)	930 x 640 x 245mm	



GALAXY 4 BURNER DROP IN BBQ FLUSH MOUNT WITH NATURAL GAS

MODEL NO:	BQ1096NG
MAIN BURNER OUTPUT:	4 x 7.5MJ/h
COMBINED OUTPUT:	30MJ/h
COOKING SURFACE FINISH:	SATIN ENAMEL CAST IRON AND STAINLESS STEEL
COOKING SURFACE:	PLATE - 330 x 420mm GRILL - 330 x 420mm
TOTAL COOKING AREA:	665 x 420mm
OVERALL DIMENSION: (WxDxH)	930 x 640 x 245mm



GALAXY 4 BURNER DROP IN BBQ STAINLESS STEEL HOOD

MODEL NO:	BQ1096H
#304 GRADE STAINLESS STEEL HOOD TO FIT THE GALAXY DROP-IN BBQ PLUS STAINLESS STEEL COVER FOR CONTROL KNOB AREA	



REFER TO PAGE 57 FOR INSTALLATION AND DIMENSIONS



Gasmate

+ - 8.8.8

+ - 8.8.8

BAR FRIDGES

THE DUAL ZONE PREMIUM WINE & BAR FRIDGE CAN BE USED ON ITS OWN OR AS PART OF THE GASMATE GALAXY BLACK OR GALAXY STAINLESS STEEL OUTDOOR KITCHEN (WITH SPECIAL TOP SOLD SEPARATELY)



DUAL ZONE PREMIUM WINE & BAR FRIDGE

- DUAL ZONE FRIDGE – GIVES YOU TWO SEPARATE COOL ZONES – ONE FOR RED WINE AND ONE FOR ALL OTHER DRINKS
- DRINKS ZONE HAS TEMPERATURE OF 1°C TO 10°C AND RED WINE SECTION HAS TEMPERATURE OF 4°C TO 20°C
- RED WINE ZONE FEATURES BROWN TINTED GLASS DOOR, BLACK POWDER COATED STEEL INTERIOR, 4 BLACK POLY COATED WIRE ADJUSTABLE WINE RACKS AND BLUE COLOURED INTERIOR LIGHT. ALL THESE FEATURES MINIMISE THE AMOUNT OF LIGHT AND ESPECIALLY UV WHICH CAN AFFECT YOUR WINE
- DRINKS ZONE FEATURES CRINKLED ALUMINIUM INTERIOR WITH TWO CHROME WIRE ADJUSTABLE RACKS AND WHITE INTERIOR LIGHT
- #430 GRADE BRUSHED STAINLESS STEEL EXTERIOR
- SUPPLIED FULLY ASSEMBLED
- CAN BE USED ON ITS OWN OR AS PART OF A GASMATE OUTDOOR KITCHEN
- TWO INDIVIDUAL DIGITAL CONTROLLERS WITH LED INDICATORS
- TRIPLE GLAZED GLASS DOORS TO MAXIMISE COOLING EFFICIENCY AND CUTS DOWN UV
- HEATED DOORS REDUCE EXTERIOR GLASS CONDENSATION
- SELF CLOSING DOORS WITH MAGNETIC SEAL AND DOOR LOCKS
- HEIGHT ADJUSTABLE FEET, ESPECIALLY HELPFUL IF ADDING TO AN OUTDOOR KITCHEN

TROPICAL RATED - TESTED AT 43°C*



DUAL ZONE PREMIUM 200L WINE & BAR FRIDGE

MODEL NO: **GMF200G**

DIMENSION: (WxDxH) 905 x 505 x 855mm



RUST
PROTECTION



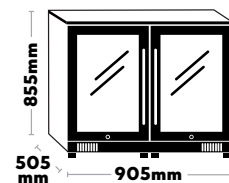
FULLY
ASSEMBLED



TESTED AND
APPROVED TO
AUSTRALIAN
STANDARDS



DESIGNED TO
SUIT HARSH
AUSTRALIAN
CONDITIONS



PREMIUM BAR FRIDGES

- A STYLISH AND FUNCTIONAL ADDITION TO YOUR OUTDOOR SPACE
- #430 GRADE BRUSHED STAINLESS STEEL EXTERIOR FINISH
- #304 GRADE MIRROR STAINLESS STEEL INTERIOR FINISH
- TRIPLE GLAZED GLASS DOOR TO RETAIN COOL TEMPERATURE IN THE FRIDGE AND CUTS DOWN UV
- DESIGNED FOR OUTDOOR UNDERCOVER USE - IPX4 RATED
- FRONT VENTS ALLOW INSTALLATION IN OUTDOOR CABINETRY WITH MINIMAL CLEARANCES
- ADJUSTABLE DIGITAL THERMOSTAT FOR TEMPERATURE CONTROL IN DOOR
- SELF CLOSING DOOR WITH LOCK AND MAGNETIC DOOR SEAL
- HEATED DOOR TO REDUCE CONDENSATION
- INTERNAL LIGHT
- ADJUSTABLE SHELVES
- HEIGHT ADJUSTABLE FEET



RUST PROTECTION



FULLY ASSEMBLED



TESTED AND APPROVED TO AUSTRALIAN STANDARDS



DESIGNED TO SUIT HARSH AUSTRALIAN CONDITIONS

2 DOOR PREMIUM 228L BAR FRIDGE

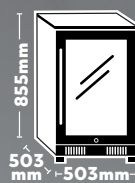
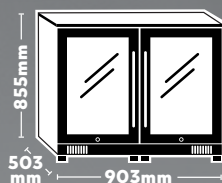
MODEL NO: **GMF229G**

DIMENSION: (WxDxH) 903 x 503 x 855mm

1 DOOR PREMIUM 118L BAR FRIDGE

MODEL NO: **GMF119G**

DIMENSION: (WxDxH) 503 x 503 x 855mm



THE 1 AND 2 DOOR PREMIUM BAR FRIDGE, CAN BE USED ON ITS OWN OR AS PART OF THE GASMATE GALAXY BLACK AND STAINLESS STEEL OUTDOOR KITCHEN (WITH SPECIAL TOPS SOLD SEPARATELY).

STANDARD BAR FRIDGES

- COMPRESSOR REFRIGERATOR
- #430 GRADE BRUSHED STAINLESS STEEL EXTERIOR FINISH
- #304 GRADE MIRROR STAINLESS STEEL INTERIOR FINISH
- LOW NOISE OPERATION
- ADJUSTABLE THERMOSTAT
- DOUBLE GLAZED GLASS DOORS WITH LOCK
- HEIGHT ADJUSTABLE FEET
- INTERNAL LED LIGHTS
- SUPPLIED FULLY ASSEMBLED



RUST PROTECTION



FULLY ASSEMBLED



TESTED AND APPROVED TO AUSTRALIAN STANDARDS

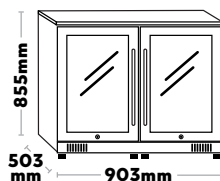


DESIGNED TO SUIT HARSH AUSTRALIAN CONDITIONS

2 DOOR STANDARD 228L BAR FRIDGE

MODEL NO: **GMF228H**

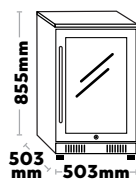
DIMENSION: (WxDxH) 903 x 503 x 855mm



1 DOOR STANDARD 118L BAR FRIDGE

MODEL NO: **GMF118H**

DIMENSION: (WxDxH) 503 x 503 x 855mm



THE 1 AND 2 DOOR PREMIUM BAR FRIDGE, CAN BE USED ON ITS OWN OR AS PART OF THE GASMATE GALAXY BLACK AND STAINLESS STEEL OUTDOOR KITCHEN (WITH SPECIAL TOPS SOLD SEPARATELY).

OUTDOOR RANGEHOODS



RUST
PROTECTION



FULLY
ASSEMBLED



LED LIGHTS

MARINE GRADE #316 STAINLESS STEEL
STAINLESS STEEL BAFFLE FILTERS
3 SPEED FAN PUSH BUTTON CONTROL SETTINGS
MINIMUM 1200MM FROM BBQ COOKING
SURFACE TO RANGEHOOD





148cm LARGE WALL MOUNTED RANGEHOOD

MODEL NO:	GRHL
EXTRACTION CAPACITY:	3000M ³ /HR
FLEXIBLE DUCTING:	3 x 150mm Ø
LIGHTS:	6 x LED, 12V - 1.8W
MOTOR CAPACITY:	3 x 1000W
NOISE LEVEL:	<90 DBA
WEIGHT:	68KG
DIMENSION: (WxD)	1480 x 800mm



120cm MEDIUM WALL MOUNTED RANGEHOOD

MODEL NO:	GRHM
EXTRACTION CAPACITY:	2000M ³ /HR
FLEXIBLE DUCTING:	2 x 150mm Ø
LIGHTS:	4 x LED, 12V - 1.8W
MOTOR CAPACITY:	2 x 1000W
NOISE LEVEL:	<80 DBA
WEIGHT:	50KG
DIMENSION: (WxD)	1200 x 800mm



120cm ISLAND CEILING MOUNTED /SUSPENDED RANGEHOOD

MODEL NO:	GRHIS
EXTRACTION CAPACITY:	2000M ³ /HR
FLEXIBLE DUCTING:	2 x 150mm Ø
LIGHTS:	4 x LED, 12V - 1.8W
MOTOR CAPACITY:	2 x 1000W
NOISE LEVEL:	<80 DBA
WEIGHT:	50KG
DIMENSION: (WxD)	1200 x 800mm



120cm SMALL WALL MOUNTED RANGEHOOD

MODEL NO:	GRHS
EXTRACTION CAPACITY:	2000M ³ /HR
FLEXIBLE DUCTING:	2 x 150mm Ø
LIGHTS:	4 x LED, 12V - 1.8W
MOTOR CAPACITY:	2 x 1000W
NOISE LEVEL:	<80 DBA
WEIGHT:	40KG
DIMENSION: (WxD)	1200 x 600mm

AVAILABLE FROM

Due to continual product development, the product you purchase may differ slightly from the ones shown here. Gasmate® and Charmate® are registered trademarks of Sitro Group Australia Pty. Ltd. www.gasmate.com.au and Aber Living Ltd. Hamilton, N.Z. www.gasmate.co.nz *AS/NZS 60335.2:24

KEEP UP TO DATE WITH TIPS,
PROMOTIONS AND NEWS!

LIKE US ON
FACEBOOK & INSTAGRAM



www.facebook.com/GasmateAustralia

www.instagram.com/Gasmate

www.gasmate.com.au