



BAR FRIDGE

GMF118H & GMF228H



228 LITRE



118 LITRE

- Compressor refrigerator
- Elegant #430 grade brushed stainless steel exterior finish
- Low noise operation
- Adjustable thermostat
- Durable #304 grade mirror stainless steel interior finish
- Double glazed glass doors with lock
- Height adjustable feet
- Internal LED lights
- Supplied fully assembled
- Use on its own or as part of the Gasmate Galaxy outdoor kitchens (with special top sold separately)

Important: Retain these instructions for future use

PRODUCT DESCRIPTION

Inspect contents of the box to ensure all parts are included and undamaged



1. Double glazed glass door(s)
(depending on the model)
2. Adjustable thermostat control inside fridge
3. Adjustable shelves
(depending on the model)
4. Light switch

INSTALLATION & OPERATION

Electrical Installation

The electrical system of this refrigerator must be supplied through a residual current device (RCD) having a rated residual operating current not exceeding 30 mA. If uncertain have a qualified electrician check your electrical system before installation and/or use. All electrical connections are to be made in a dry area. Outdoor power points must be weatherproof and installed by a qualified electrician.

Safety

Before attempting to operate this refrigerator, the following basic safety precautions should be taken to reduce the risk of fire, electric shock and personal injury. It is important to read the instruction manual and to understand it's applications, limitations and potential hazards associated with this refrigerator. This refrigerator is not intended for use by persons (including children) with reduced physical, sensory or mental capabilities, or lack of experience and knowledge, unless they have been given supervision or instruction concerning the use of the appliance by a person responsible for their safety. This refrigerator is not designed for use within 1m or above a water source. It is important that you read, understand and follow these instructions very carefully. They are designed for the safety of yourself and others ensuring a long and trouble free service life from your refrigerator. This electric refrigerator complies with Australian and International standards and safety requirements. Repairs should only be carried out by qualified persons using original spare parts. Failure to do so may result in considerable danger to the operator.

SAFE OPERATION

Beware of Children and Pets

Children should not be allowed to touch or operate refrigerators or touch extension cords, if used. All refrigerators should be kept out of reach of children, preferably stored or locked in a secure room when not in use.

Do Not Abuse the Power Cord

Never yank or pull on the power cord to disconnect it from the mains supply socket. Never carry your refrigerator by its power cord. Keep the power cord away from heat, oil, solvents and sharp edges. Check power cord regularly for signs of damage. If the power cord becomes damaged have it replaced by an authorised service facility. The supply cord should be regularly examined for signs of damage and the appliance is not to be used if the cord is damaged.

Extension Cords and Reels

This refrigerator is NOT designed to run off an extension cord. If you require an additional power point please have one installed by a qualified electrician.

The use of extension cords may cause power voltage loss which will result in damage to the compressor this will NOT be covered under warranty.



FOR YOUR SAFETY

NOTE: If using the refrigerator outside in an alfresco area ensure that it is directly connected to an outdoors power point.

Ensure this refrigerator is not left in the weather or in direct sunlight.

The electrical system of this refrigerator must be supplied through a residual current device (RCD) having a rated residual operating current not exceeding 30 mA. If uncertain have a qualified electrician check your electrical system before installation and/or use.

All electrical connections are to be made in a dry area.

Outdoor power points must be weatherproof and installed by a qualified electrician.

Sitro Group Australia Pty Ltd is not responsible for incorrectly located refrigerators.

SPECIFIC SAFETY INSTRUCTIONS



WARNING

Do not use the refrigerator in areas where there is a risk of explosion or fire from flammable gases. Ensure that the area is kept clear of combustible materials. Do not use the refrigerator in damp areas, without suitable ventilation. This refrigerator is not designed for use within 1m or above a water source. Do not place within one metre (1m) of any water source.

Fire risk exists if this refrigerator is covered by or positioned close to curtains or other combustible materials.

- This refrigerator is intended for domestic/household use only.
- DO NOT use this refrigerator in either the bathroom or ensuite.
- DO NOT use a 3rd party timer, or programmable system with this refrigerator.
- DO NOT clean the refrigerator while the refrigerator is on or plugged into the mains power supply.
- DO NOT attempt to modify the refrigerator, power cord, power plug or the supplied accessories in any way.
- DO NOT expose the refrigerator to rain, water, or use in damp wet conditions.
- DO NOT expose the refrigerator to direct sunlight.
- If left in direct sunlight the fridge may not operate as designed.
- NEVER use with the power cord coiled, bundled up or tied up. Always extend fully before use.
- NEVER use the refrigerator if any part of it is damaged.
- Ensure that the refrigerator is disconnected from the mains supply when installing, cleaning or removing/installing.
- Always turn the refrigerator OFF at the unit switch and the power point switch when not in use for extended periods of time.
- Always ensure that the power cord is fully extended.
- Always ensure that the refrigerator is kept clean and free from dust.
- Never use refrigerator with cracked/broken glass - replace glass before use.
- Only use this refrigerator on flat and level ground.
- Before you throw away your old refrigerator, take off the door, leave the shelves in place, so that children may not easily climb inside.
- Never allow children to operate, play with or crawl inside the appliance.
- This refrigerator is not designed for perishable foods. It is a drinks refrigerator.
- Adults and children should never sit or stand on the fridge as injury may occur.



WARNING

- When you dispose of your old refrigerators and freezers, remove any doors. Children can suffocate if they get trapped inside.
- This appliance contains insulation formed with flammable blowing gases. Avoid safety hazards by carefully disposing of this appliance.
- The appliance must be plugged into its own dedicated 220-240V, 50Hz AC electrical outlet.
- Ensure that the electric outlet is properly earthed to ground. Consult a qualified electrician if you are unsure.
- Do not use an extension cord or adaptor plug.
- Unplug the appliance before cleaning.
- Never unplug the appliance by pulling on the power cord. Always grip the plug firmly, and pull straight out of the receptacle to prevent damaging the power cord.
- Chose a location that is not too cold - the temperature should be above 10°C.
- Chose a location that is not affected by direct sunlight.
- Put the appliance in a dry place, avoiding areas of high moisture or humidity.
- Don't put the appliance in direct sunlight.
- Don't put the appliance near stoves, fires or heaters.
- The appliance shall not be exposed to rain.
- Keep ventilation openings, in the appliance enclosure or in the built-in structure, clear of obstruction. Do not use mechanical devices or other means to accelerate the defrosting process.
- Do not use electrical appliance inside the food storage compartments of the appliance.
- If power cord is damaged, it must be replaced by the manufacturer or its service agent or a similarly qualified person in order to avoid a hazard. The appliance is not to be used if the power cord is damaged.
- The electrical system of this refrigerator must be connected with an automatic 30mA circuit breaker and/or residual current device (RCD). If uncertain have a qualified electrician check your electrical system before installation and/or use.

Protection from Moisture

Avoiding placing the refrigerator in a place where heavy moisture is present so as to minimise possibility of rusting of metal parts. The refrigerator should be kept out of water or direct sprayed water, failure to do this could cause poor performance and/or an electrical short could occur.

Protection from Heat

The refrigerator should be protected from excessive heat sources and out of direct sunlight.

Moving

When fixed or moved, the refrigerator cannot be set horizontally or reclined to more than 45° or positioned upside down.

Never move while refrigerator is plugged in and operating.

Once you have moved the refrigerator, leave standing in a level position for 4 - 6 hours so that the gas can settle.

Positioning

Ensure the sides and top have at least 50mm clearance and the rear at least 100mm clearance to ensure adequate ventilation.

Never cover the bottom front grill as this is required for ventilation.

After installation the appliance should be left for 4 - 6 hours before it is switched on in order to allow the refrigerant to settle.

Disposal of Old Appliances

The majority of components are recyclable, however there are also dangerous chemicals inside. To dispose of old fridges remove the doors and contact your local council for recycling options.

Electrical Installation

The electrical system of this refrigerator must be supplied through a residual current device (RCD) having a rated residual operating current not exceeding 30 mA. If uncertain have a qualified electrician check your electrical system before installation and/or use.

IMPORTANT

ELECTRICAL DATA

This refrigerator is fitted with a sealed electrical connection plug that is compatible with the refrigerator, the mains supply for Australia and meets the requirements of international standards. This refrigerator must be connected to a supply voltage that is equal to that stated on the rating label. If the mains connection plug or power cord becomes damaged it must be replaced with a complete assembly that is identical to the original, and this must be replaced by an authorised service centre. The supply cord should be regularly examined for signs of damage and the appliance is not to be used if the cord is damaged. Always follow the Australian requirements for connection to the mains supply. If in doubt always consult a qualified electrician.

Note: Before using your fridge, unpack and correctly position. Once in position leave to stand for around 4-6 hours before turning on for the first time.



CAUTION

- Never lick icy drinks when they first come out of the fridge. This can freeze burn your lips and mouth.
- If the supply cord is damaged, it must be replaced by professional electrician. The cord must be replaced with a cord of the same specification.
- Before you throw away your old refrigerator, take off the door, leave the shelves in place, so that children may not easily climb inside.
- Never allow children to operate, play with or crawl inside the appliance.
- This refrigerator is not designed for perishable foods. It is a drinks refrigerator.

USING YOUR REFRIGERATOR

TEMPERATURE CONTROL

- The first time you turn the unit on, set the temperature control to position “Max”.
- The settings of the temperature control are “Min, Mid, Max”. After 6 hours you can adjust the temperature control setting to suit the types of drinks being cooled.
- To turn the refrigerator off, turn the temperature control to “Min”.


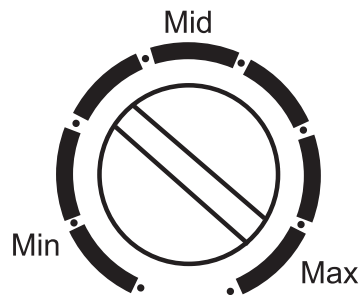
Note

- Turning the temperature control to “Min” position stops the cooling cycle, but does not shut off the power to the refrigerator.
- If the unit is unplugged, turned off or power is lost you must wait 3 to 5 minutes before restarting the unit. If you attempt to restart without waiting the refrigerator will not start and may damage the compressor.

INTERNAL LIGHT

To turn light on use switch, located on bottom kick panel **I** for on and **O** for off.

It is recommended that the switch be turned on only when required.



MAINTENANCE

- The refrigerator should be cleaned and maintained once a month with a soft clean cloth.
- When performing maintenance, make absolutely sure that the power plug is first disconnected from the power outlet.
- Wipe the inner and outer surface of the refrigerator and its accessories with soft clean wet cloth. If they are too dirty, scrub them with neutral detergent, and then clean them with water and dry them with a clean cloth.
- Never use hot water, petrol, alcohol, kerosene, abrasive powder, alkaline detergent, acid, oven cleaners, etc. These could damage the lacquer finish and plastics.
- If the plastic parts in refrigerator become contaminated by oil (animal or vegetable), they could become brittle and possibly cracked.

TROUBLE SHOOTING

1. When the refrigerator does not work:

Check if there is a power failure.
Check if the power plug is plugged into the power outlet.
Check that the R.C.D. has not been tripped.
If ambient temperature is above 40°C the Thermal Safety Cut may have operated. Check if unit has restarted once ambient temperature is below 30°C.

2. When the refrigerator is cooling excessively:

The temperature control dial may be set too high. If you place drinks containing a lot of water directly under the cool air outlets they may freeze. This does not indicate a malfunction.

3. When the refrigerator is not cooling sufficiently:

The drinks may be packed too tightly together which will block the flow of cool air. You may have put something hot or a lot of drinks into the refrigerator. The door may not have closed properly. There may be insufficient clearance between the refrigerator and the other surfaces, both sides, back and above. The temperature control dial may not be set low enough. Daily ambient temperature may be excessively high. Check there is no direct sun on front of fridge.

4. When condensation forms on the outside of the refrigerator:

Condensation may form on the outside when the humidity is high. This is the same result as the condensation formed when chilled water is poured into a glass. It does not indicate a malfunction. Wipe dry with a cloth.

5. When you hear a sound like water flowing:

A sound like water flowing is the refrigerant flowing. It does not indicate a malfunction.

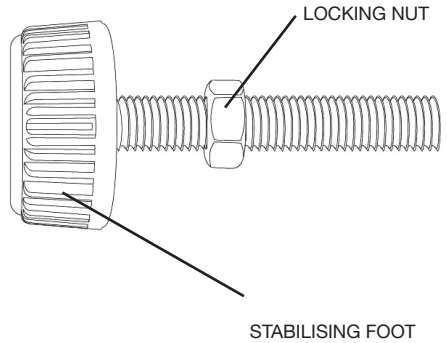
6. When the cabinets side panel heats up:

The side panel of the cabinet will heat up when the door is opened and closed frequently, when starting the unit and when the unit operates in summer with high ambient outside temperature. Do not touch the side panel, it is a result of heat from inside the cabinet. It does not indicate a malfunction.

STABILISING FEET

These are already fitted to your bar fridge. Before turning your bar fridge on please ensure your bar fridge is level front to back and side to side.

1. If your bar fridge is not level use the fitted stabilising feet to level.
2. To level unscrew the low corner stabilising bolt out until bar fridge is level.
3. Once level lock the stabilising foot by screwing the locking nut up to the underside of the bar fridge body.



USING STABILISING FEET WITH MARBLE TOP ACCESSORY TO CREATE KITCHENS

(Marble top sold separately)

1. Place Platinum Marble Top onto premium bar fridge as per top instructions.
2. If the overall combined unit is too low unscrew each of the 4 stabilising feet so that the combined unit is the same height as the BBQ and modules.
3. Check combined unit is level.
4. If your bar fridge is not level, use the fitted stabilising feet to level.
5. To level unscrew the low corner stabilising feet out until bar fridge is level.
6. Once level lock the stabilising feet by screwing the locking nut up to the underside of the bar fridge body.

GASMATE BAR FRIDGE PRODUCT RANGE - WARRANTY STATEMENT

SITRO GROUP AUSTRALIA (S.G.A.) WARRANTS THE PURCHASER OF THIS PRODUCT AGAINST DEFECTS IN WORKMANSHIP AND MATERIALS FOR THE FOLLOWING PERIODS FROM THE DATE OF PURCHASE:

For domestic use, this table applies:

Bar Fridge Body Stainless Steel	1 Year (surface rust excluded)
Bar Fridge Body Powder Coated	1 Year (surface rust excluded)
Compressor	1 Year
All Other Items	1 Year

For commercial use : 3 Months

This warranty is not transferable to a subsequent purchaser if the product is sold by the original purchaser during the warranty period.

If a warranty fault appears within the warranty period, S.G.A. reserves the right to replace or repair the product.

In the event that S.G.A. chooses to replace the product, this original warranty will expire at the original date.

If the product includes various accessories or components, only the defective accessory or component will be replaced or repaired.

S.G.A. reserves the right to replace defective parts of the product with parts and components of similar quality, grade and composition where an identical part or component is not available.

Products presented for repair may be replaced by refurbished products of the same type rather than being repaired. Refurbished parts may be used to repair the products.

To make a warranty claim, first contact S.G.A.'s Customer Service Line on the contact number below.

The purchase receipt for this product is to be retained and must be presented if making claim under the terms of this S.G.A. warranty.

Warranty repairs are free of charge, provided the product is delivered to our Service Department at 33-35 Lionel Road, Mt Waverley, Victoria, 3149 or to one of our Authorised Service Agents.

If a warranty fault is found the freight cost will be credited to the owner. If no fault is found the product will be returned and any costs associated with the service will be charged to the owner.

Products sent freight forward will not be accepted. In most cases the defective accessory or component only will need to be returned. The product or part of the product being returned must be adequately protected in a box.

S.G.A. will not be responsible for any in-transit loss or damage.

This warranty does not apply to any defect, deterioration, loss, injury or damage occasioned by or as a result of misuse or abuse, negligent handling or storage, normal wear and tear or if the product has not been installed and used in accordance with S.G.A.'s instructions, recommendations and specifications or if the product has been subjected to abnormal conditions. The warranty does not apply to blockages caused by insects or living organisms.

The warranty is void if there is evidence of the product being tampered with by unauthorised persons.

The warranty does not extend to installation or disconnection costs.

Our goods come with guarantees that cannot be excluded under the Australian Consumer Law. You are entitled to a replacement or refund for a major failure and for compensation for any other reasonably foreseeable loss or damage. You are also entitled to have the goods repaired or replaced if the goods fail to be of acceptable quality and the failure does not amount to a major failure. The benefits of this warranty are in addition to any rights and remedies imposed by Australian State and Federal legislation that cannot be excluded.

Electric Products Approved For Outdoor Use Only

For warranty claims, service, spare parts or products information in Australia, please call SITRO GROUP AUSTRALIA Pty Ltd on the Customer Service Line 1300 174 876

Register your Warranty online at www.gasmate.com.au

A receipt or proof of purchase is required and must be kept for your records.

Note: If you do not have internet access call our customer service team on 1300 174 876



CONTACT DETAILS

Sitro Group Australia Pty Ltd
33-35 Lionel Road, Mt. Waverley
Victoria 3149, Australia.
Tel (+613) 9543 9533
Fax (+613) 9543 9839
sales@sitro.com.au

TECHNICAL SPECIFICATIONS

Specifications are subject to change without prior notice.

If the technical specifications are different from the plate on the back of the refrigerator, please refer to the plate.

Model	GMF118H	GMF228H
Doors	1	2
Capacity	118L	228L
Rated Voltage	220~240V AC	220~240V AC
Rated Frequency	50Hz	50Hz
Rated Current	1.7A	1.7A
Rated Input Power at 240V AC	135W	175W
Energy Consumption	2.46 kw.h/24h	4.63 kw.h/24h
IP Rating	IPx4	IPx4
Light Type	LED 8-15VDC~3W	LED 12-20VDC~4W
Refrigerant	R134a	R134a
Refrigerant Charge Volume	120gm	220gm
Foam Blowing Agent	Cyclopentane	Cyclopentane
Nett Weight	34kg	54kg

For any queries or assistance call



Customer Service

Australia Only

1300 174 876

Hours of operation: Mon to Fri 8.00am - 5.00pm EST

Do not return to place of purchase.

Keep your purchase receipt, this will be required to make any claims under the 12 month warranty.

Gasmate®